

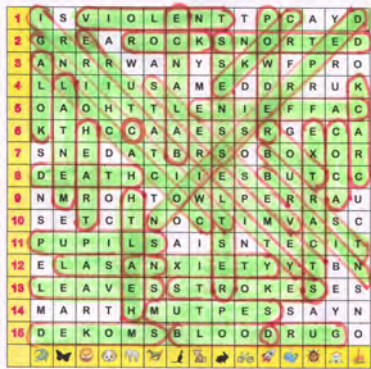
# CHILDREN'S DEPARTMENT

## Glenda Amos - World Director

A number of activities have been prepared for the children to use throughout the year. They can be used in any order. Answers are provided in this manual.

### Activity 1:

- a) Cocaine Word Find. Gives information on what Cocaine is and what it does to the body.
- b) Exercise. Uses the code from the Word Find to decode the benefits of exercise.

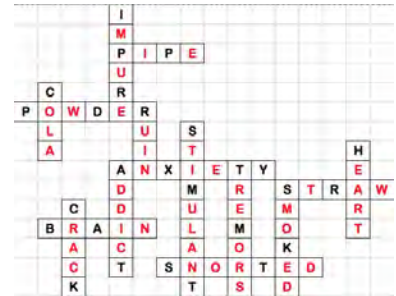


Answers:

- a) HIDDEN MESSAGE: Stay away from drugs.  
Do not use Cocaine. Be smart - say NO!
- b) CHEMICALS, BRAIN:  
INCREASES, OXYGEN, THINK:  
SWEATING, TOXINS:  
EXERCISE, SLEEP:  
MUSCLES, HEART

### Activity 2:

Cocaine and Success.  
Crossword on Cocaine and



personal testimony from a recovering addict.

Answer:

### Activity 3:

God, "U" & Success. Maze and coded Biblical references on how to have success. (Can follow on from Activity 2.)

Answer:

**GOD SPELLS "SUCCESS" WITH "U" IN IT!**

Starting at number 1 find your way through the maze to each picture in order. Decode the clue under the picture from the code on the right, and then look up the clue in a Good News Bible to find the answers to the secrets to true success.

1. You will be successful if you have reverence for God.
2. You will be successful in everything you do when you obey faithfully the terms of the covenant that God makes with you.
3. Joseph was successful because the lord was with him.
4. pay attention to what you are

0	1	2	3
4	5	6	7
8	9	C	D
E	G	L	N
O	P	R	T
U	V		

taught, and you will be successful. 5. Ask the Lord to bless your plans, and you will be successful in carrying them out.

### Activity 4:

A Happy Life. Coloring by number activity on drugs in general.

Answer:

# CHILDREN'S DEPARTMENT

Glenda Amos - World Director




Get the most out of life  
Stay away from drugs alcohol & tobacco!

## Activity 5:

Don't Give in to Temptation. Patterned message on drugs.

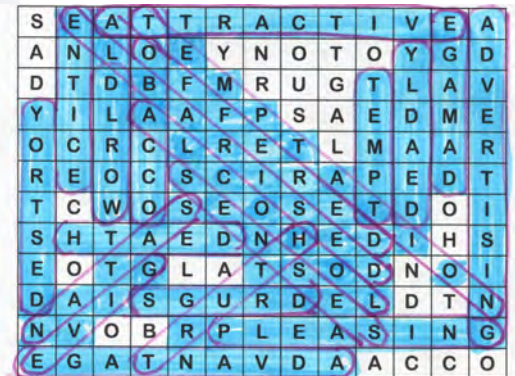
Answer: DRUGS KILL



## Activity 6:

Hidden Message Word Find on Temptation. (Can follow on from Activity 5)

Answer:



SAY NO TO DRUGS,  
ALCOHOL AND TOBACCO!

## Activity 7:

Dare to be Different! Bible text circle code - Romans 12:2 (NLT).

Answer:

Outside Circle - Don't copy the behavior and customs of this world but let God transform you into a new person by changing the way you thi (Go to inside circle)

Inside Circle - nk! Then you will know what God wants you to do and you will know how good and pleasing and perfect his will really is.

## Activity 8:

Eight Healthy Life Principles. Maze and scrambled words on NEWSTART principles.

Answer:



**CHILDREN'S DEPARTMENT**  
**Glenda Amos - World Director**

**Activity 9:**

Prayer for the New School Year. A rebus and maze to start the school year.

*Answer:*

**Activity 10:**

Haiku Poem Challenge. Learn to write and email poems to the website.

**Have children submit these on our website through the contact us page.**

**Activity 11:**

Be Safe With Medicines. Find the 12 differences and remember the rules for taking medicines.

*Answer:*



**Activity 12:**

Christmas Activity - Journey to Bethlehem. Discover the path to Bethlehem using the Bible text - Luke 2:7 (GNB) plus baby cut out and glue.

*Answer:*

*Prayer for the New School Year*

Bless my lessons every one  
 Bless each school time task begun  
 If I read or write or spell  
 Let me learn each lesson well

When I'm offered drugs or dope  
 Or alcohol that makes one grope  
 May I firmly answer "NO!"  
 I know a better way to go!"

When I'm working with my hands  
 When I study far off lands  
 When I draw or paint or sing  
 Bless me Lord, in everything.

Please keep my and body strong -  
 I want to see the right from wrong.  
 And may I always choose the right  
 Be gentle, kind and never fight.

And so, dear Lord, look after me  
 And may my school year truly be  
 A time to learn, a time to grow,  
 And wisdom may I ever show.

Work out the words that are missing from the poem from the picture clues.

Help the school bus find its way to the school.

**JOURNEY TO BETHLEHEM**